



## - Independent Transformation Linear Kit – Assembly sequence

-Component




1

- Insert Fully




2

-Turn the driver over



3

- Lift the two outer metal tabs



4

-Clamping screw on primary and secondary circuit

for cables with diameter: Min.3 mm – Max.8 mm



5

**Kit.Code composition: 488787559K1**  
Body: 488787559 N°2  
Clamp: 488787560 N°2  
Screw: 427760020 N°2 ( 3.4x13mm )

**TCI** LED  
professional led applications